

Syracuse Thunderbirds Aero Radio Society



# Plane Propwash



May 2016

Charter 473

**The Next General Meeting will be June 8<sup>th</sup>, at 7:00 at the STARS field.**

**2016 Officers**

[Ken Kadish, President](#)  
[Paul Volcko, Vice President](#)  
[Bob Rowe, Treasurer](#)  
[Jeff Wolsley, Secretary](#)  
[Peter Seiffert, Safety Officer](#)

*Directors:*  
Peter Seiffert, 2007-08  
Herb Moore, 2014  
Phil Morgan \*2011-2013

*Volunteer Staff:*  
[Jeff Wolsley, Propwash Editor](#)  
[Michael Graham, SYG Administrator/Club Historian](#)  
[Paul Volcko, Webmaster](#)  
[David Jewell, Field Committee](#)  
[Ralph Goldstrom, Facebook Admin](#)

**The next STARS meeting will be at the STARS field, June 8<sup>th</sup>, at 7:00. As a reminder, the meeting is always the second Wednesday of the month. The STARS monthly meetings will be at the STARS field until fall.**

**Heli Jam 8 Is On**

No weather comments!

Heli Jam 8 is right around the corner on Saturday, June 25, 2016, with setup on the evening of Friday, June 24, 2016.

This is a very relaxed, family oriented event, and I urge you to invite your family and friends to attend.

Please mark your calendars accordingly, and if possible, set some time aside on the evening of June 24, 2016 to help with setup.

I urge all Club members who plan on attending Heli Jam 8 to sign up as soon as possible so we can get an accurate feel for the amount of food and tee shirts we will need. I also encourage all members to help publicize Heli Jam 8 by communicating with friends and pilots from other clubs.

You need not be a heli or multi-rotor pilot to attend or receive a tee shirt, but your pre-registration must occur on or before June 5,

2016 in order to have a tee shirt reserved for you for \$12.00.

You can sign up online at <https://www.rcflightdeck.com/event.cfm?id=5695>, or use the registration form included with this month's Propwash.

I am proud to say that the field is in terrific shape thanks to the continuing selfless efforts of our great field committee; please be sure to thank Dave, Herb, Ted, and Carl for their great work.

That's it for this month.

Fly often and fly safe!

*Ken*

## ***Secretary's Report: Jeff Wolsley***

The May STARS regular meeting was called to order at 7:02. Paul Volcko convened the meeting in Ken's absence. There were 13 Open Members, 5 Associate, 0 guest, and 0 youth member in attendance.

### **Secretary's Report:**

The Secretary's Report from the April meeting was accepted as published in the Propwash. A request was made to include only current activities at the time the Propwash is published. The motion to accept by Phil Morgan and seconded by Peter Seiffert. Carried.

### **Treasurer's Report:**

The treasurer's report was read and a motion to accept by Phil Morgan and 2<sup>nd</sup> by Lloyd Darrohn. Carried.

### **Committee Reports:**

#### **Field Committee: Dave Jewell**

General equipment maintenance. Nothing out of the ordinary. The gang mowers are still in good shape. Will need to look at a new set in a couple of years. The field continues to be in great shape.

#### **AMA:**

There is a new sUAS website for multi-rotor aircraft- <http://suas.modelaircraft.org/> Peter was able to pick up some AMA literature at Best Buy directed at first time buyers. The AMA guide to responsible flying is available near the drone display in the stores.

The MoST Rocket Challenge is coming up on June 4<sup>th</sup>. Please contact [Peter](#) if you would like to volunteer. The Challenge is from 8:00 until 2:00 that day. They will be giving out promotional magazines and gliders for the kids.

#### **Safety Report: Peter Seiffert**

Peter said there are no problems yet. He reminded us that everyone is a safety officer. Safety at the field is our primary concern. If you see someone that is not operating safely, please talk to them about it before it becomes an accident. Remember to be nice about it.

#### **Flight School: Bob Rowe**

Fixed wing- There was one student last week.

Heli School- No new pilots.

Quad Training- Paul is still working on it.

#### **STARS Web Site: Paul Volcko**

The field cameras are working great. The website is up and running well. Back issues of the Propwash are now available on the website.

Please view the field cam at:

<http://www.amadistrictiistars.org/>

<http://www.amadistrictiistars.org/scam.html>

This is an infrared cam so you can see some activity at night.

## **Old Business:**

### **Future Planning:**

**The fence** Fence post repair will begin soon. The field has dried up.  
**Club house drainage-** Tabled until it becomes an issue again. The club house as remained dry through the winter and so far into the spring.

**Driveway-** Bob will arrange for a load of stone to be delivered in the near future.

**AED-** The AED is at the field. Phil is making a storage box to secure the AED at the field. The box will have a glass front that can be broken out in an emergency.

CNYCrops has agreed to pay rent on the property they are using.

### **Big Bird Giant Scale:**

Peter has provided me with the 2016 schedule-

May-18<sup>th</sup>                      August- 3, 17

June- 1, 15                 September- 7

July- 6, 20

### **Control Line:**

Mike O'Neil will coordinate events at the field.

Mike has a DVD of Joe Nall Week to loan out. Contact Mike if you are interested in borrowing it. [Mike O'Neil](#)

### **Facebook:**

The STARS now have a Facebook page. There are 52 members at this time.

## **New Business:**

### **Heli Jam:**

The 8<sup>th</sup> Heli Jam is a go for June 25<sup>th</sup>. Set up will be Friday June 24<sup>th</sup>. Volunteers are needed for various duties. Please contact [Paul Volcko](#) if you wish to volunteer.

### **Giant Scale:**

The first night of Giant scale is May 18<sup>th</sup> and will continue the first and third Wednesday of the month.

### **New Members:**

There are three new Associate members for May-

Michael Amie- Large scale from the ARCs

Terry Wildey- Large Scale

Chris O'Connell- Fixed wing?

Motion made and voted unanimously to accept.

### **Air Show:**

The application has been submitted to the AMA for a sanctioned event for the Air Show.

### **Adjournment:**

The May regular monthly meeting of the STARS was adjourned at 7:22pm.

***Secretary, Jeff Wolsley***

### ***After the Meeting Show and Tell***

No after the meeting show and tell.

### ***Safety Officer Report: Peter Seiffert***

Peter reminded everyone that we are all safety officers. If you see something unsafe or someone doing something unsafe, please talk to them about it. Don't wait for it to become an accident. Remember to speak with them nicely.

# **PRODUCT SAFETY RECALL-**

-----NEWS from CPSC-----

U.S. Consumer Product Safety Commission

**Office of Communications**

4330 East West Highway, Bethesda, MD 20814

[www.cpsc.gov](http://www.cpsc.gov)

Horizon Hobby Recalls E-flite Chargers Due to Fire Hazard

<http://www.cpsc.gov/en/Recalls/2016/Horizon-Hobby-Recalls-E-flite-Chargers/>

\*\*\*\*\*

Recall Date: October 15, 2015

Recall Number: 16-008

Horizon Hobby Recalls E-flite Chargers Due to Fire Hazard

Summary

Name of Product: E-flite Ultra Micro-4 AC/DC Battery Chargers

Hazard: The chargers can overcharge the batteries and overheat, which could result in a fire, property damage and injury.

Remedy: Replace

Consumers should stop using the recalled chargers immediately and contact Horizon Hobby for a replacement charger.

Consumer Contact: Horizon Hobby toll-free at 877-504-0233 from 8 a.m. to 7 p.m. CT Monday through Friday, 8 a.m. to 5 p.m. CT Saturday and noon to 5 p.m. Sunday or online at [www.horizonhobby.com](http://www.horizonhobby.com) and click on Product Recalls listed under the Support tab at the bottom of the page for more information.

Photos available at: <http://www.cpsc.gov/en/Recalls/2016/Horizon-Hobby-Recalls-E-flite-Chargers/>

Recall Details

Units: About 1,300

Description: This recall involves the EFLC1105 E-flite Ultra Micro-4, 4x9W, AC/DC Battery Charger from E-flite. The charger has four independently functioning charge circuits with a LED status display. Each port can charge one 30. 150mAh, 1S UM cell, a 1S MCPX cell, or one 120. 300mAh 2S pack equipped with a JST-PH, 3-wire connector. The charger measures 5 inches tall by 7 inches wide by 1.5 inches deep. The charger is blue with a gray, black and blue faceplate with white and black type. %flite Celectra UMX-\$ Battery Charger+is printed across the center of the charger.

Incidents/Injuries: None reported

Sold exclusively at: Horizon Hobby stores nationwide and online at [www.HorizonHobby.com](http://www.HorizonHobby.com) from March 2015 through June 2015 for about \$70.

Importer: Horizon Hobby LLC, of Champaign, Ill.

Manufactured in: China

\*\*\*\*\*

The U.S. Consumer Product Safety Commission (CPSC) is still interested in receiving incident or injury reports that are either directly related to a product recall or involve a different hazard with the same product. Please tell us about your experience with the product on [SaferProducts.gov](http://SaferProducts.gov).

Media Contact

Please use the phone numbers below for all media requests.

Phone: (301) 504-7908

Spanish: (301) 504-7800

CPSC Consumer Information Hotline

Contact us at this toll-free number if you have questions about a recall:

800-638-2772 (TTY 301-595-7054)

Times: 8 a.m. - 5:30 p.m. ET; Messages can be left anytime

Call to get product safety and other agency information and to report unsafe products.

---

**Calendar of Events for May-June (and beyond) Events:** *Editor's Note- Also watch your e-mail for sudden changes to events like cancellations or re-scheduling due to weather.*

May 5<sup>th</sup>- First night STARS Fixed Wing School      June 25<sup>th</sup>- STARS 8<sup>th</sup> Annual Heli Jam  
May 18- First night of Big Bird flying at STARS      Sept 4<sup>th</sup>- STARS Air Show  
Sept 16-18 NEAT Fair

June 4- MoST Syracuse Rocket Challenge  
June 11-12 Blue Angles Air Show Syracuse  
Hancock Airport

<http://www.syracuseairshow.com/>

**Indoor activities are winding down in April! You will need to contact them for dates and times.**

**Camillus Indoor Aviators (CIA)** Indoor flying at First Baptist Church located at 1960 State Route 5 in Elbridge Tuesday and Friday 6:00 to 9:00 and the first Saturday of each month 4:00 to 9:00 (2.4GHz only)

**CNY Indoor Flying Society** Please visit the web page for details before attending. Sacred Heart Catholic Church on Route 11, Just South of Cicero, NY. Tuesdays and Thursdays 12:30-4:00. Saturdays 6:00-9:00.

**Walt's Hobby Town**- Indoor flying will be available at Walt's during normal business hours. Please contact Walt's Hobby Town for further details and landing fees.

**MexAir R/C** Indoor flying from October thru April, Friday night from 6pm-9pm at the Mexico Elementary School located in Mexico, NY. There is a \$5 charge for any adults who wish to fly. Anyone ages 19 or below fly for free!!

## **STARS Flight Schools-**

**Fixed Wing School-** Runs every Thursday night starting at 5:00.

**Heli School-** Runs every Tuesday night starting at 5:00.

*IT'S NEVER TOO LATE TO JOIN A FLIGHT SCHOOL ALREADY IN PROGRESS*

**Big Bird-** The big bird flyers will start meeting on **May 18<sup>th</sup>**, and continue to meet the first and third Wednesday each month into September. Now's a good time to go over the Big Bird Safety list and do a check of all your aircraft. It might be a good idea to have someone else look over your aircraft too!

*Please visit the [AMA District II](#) website or the Event Section in the back of Model Aviation for additional information on these and other events.*



# IMAA Big Bird Safety Checklist

## Balance

Is the longitudinal center of gravity (for and aft) within the range shown on the plans?

Is the model balanced laterally (side to side)?

## Alignment

Are all the flying surfaces at the proper angle relative to each other?

Are there any twists in the wing?

Do the wings and removable tailplane seat properly on the fuselage every time?

Is the engine set at the proper thrust angle as shown on the plans?

## Control Surfaces

Are all control surfaces securely attached? (i.e., hinges glued, pinned). Pull on each one to test.

Are the control horns secured to the model?

## Control Linkages

Have all the linkages been checked to be sure they are secure?

Are the clevises closed? (Keepers or fuel tubing should be fitted to ensure they stay closed)

## Engine / Motor Mount Security and Operation

Are all engine mount screws tight, including mount to bulkhead if applicable?

Are the propeller bolts and/or spinner tight? If a single nut, is there a safety nut as well?

Does the throttle work without binding?

Does the throttle trim tab shut down the engine?

Has the propeller been balanced and checked for damage?

Are the propeller tips painted a contrasting color? (while not essential it makes the propeller much easier to see)

Has the engine been thoroughly test run? (engine idle and throttle up properly)

Is the fuel tank installed correctly? (i.e., carburetor at the same height as fuel tank, fuel tank clunk in proper position and moving freely, fuel lines in good condition and connected to the engine correctly)

## Radio Equipment

Are the receiver and the battery securely mounted and padded with foam to protect from vibration and shock?

Are all the electrical connectors secure?

Is the receiver antenna fully extended and in good condition?

Are the batteries charged and in good condition (check under load with a volt meter if unsure)?

Are all servo securely fastened to the rails or trays?

Are servo arms firmly attached with screw in place?

Are all push rods firmly secured in servo arms (again keepers or fuel tubing should be fitted)?

Are the control throws in the correct direction with proper amount of deflection (as per plan)?

Rudder & tail wheel: Left stick should move the rear of the rudder and tail wheel to the left.

Nose wheel: Left stick should move the front of the nose wheel to the left

Aileron: left stick should move left aileron up and right down.

Elevator: Pulling back on the stick should move the back of the elevator up.

Canard: Pulling back on the stick (elevator) should make the front of the canard move up

Throttle: With trim set fully forward, pushing the stick forward should open throttle fully. With trim set fully backward, pulling the stick back should fully close the throttle.

Has a full range check been performed? (see below)

## Undercarriage (where fitted)

Is the undercarriage firmly attached to airframe and the wheels securely retained?

Does aircraft taxi in a straight line?

## General

Is the covering tight with no visible signs of damage?

Are the retaining bolts in place and secure?

Are all hatches, cowls and canopies secure?

Are all components structurally sound?

Is your name and contact details marked on the model somewhere easily visible? (in case it's lost)

## Range Checking the radio

Verify frequency is available and mark it as yours if necessary.

Turn on transmitter check the correct model is selected (if applicable) and then turn on the receiver.

Important: make sure the transmitter aerial is down fully.

Ask someone to help and walk away from the model until signs of loss of control is apparent. If electric powered ensure that the range is not worse with the motor running.

## Before EVERY flight:

Check the receiver battery pack to ensure enough charge for the flight intended.

Check for damage and the control throw direction of all surfaces.

## Advertisements:



### Store Hours:

Monday/Friday: 9:00am-9:00pm – Tuesday/Wednesday/Thursday: 9:00am-6:00pm – Saturday: 10:00am-5:00pm – Sunday: 11:00am-5:00pm

### Phone Number:

(315) 453-2291

[waltshobby.com](http://waltshobby.com)



**Open 10-7 Tuesday thru Sunday.**

**315-532-6826**

[www.mexairrc.com](http://www.mexairrc.com)

[www.facebook.com/mexairrc](https://www.facebook.com/mexairrc)

**Winner of AMA 2015 Hobby Shop Award  
for signing up new AMA members.**

FOR SALE:

Please visit the Southern Tier RC Swap Shop. Dan Luchaco has included me in his mailing list. This is the current edition. The latest edition will be out after January 20<sup>th</sup>.-

May 12th 2016.pdf

All contact information is included with the ads.

*If you want to list modeling items for sale, R/C services offered, or a really neat R/C web site, this would be a good spot. Free for members. Send your advertisement by e-mail to [jwolsley@verizon.net](mailto:jwolsley@verizon.net). Please put STARS ADVERTISEMENT in the subject line.*

### Links-

New website to check out- <http://www.flyboyzblog.com/>

This site has articles pertaining to both full scale and model aircraft. Check it out.

Howard Blair found an interesting video from YouTube on micro flight

<http://www.youtube.com/watch?v=fuoFA2fKjEo&feature=fvst>

Tom Catalino pointed out this site recently. An excellent site for Lipo battery info-

<http://sites.google.com/site/tjinguotech/charging-how-tos/balance-connectors>

Peter Seiffert sent along the following web site- [www.servodatabase.com/servos/all](http://www.servodatabase.com/servos/all)

Mike Graham has a torque conversion chart-



Servo Torque  
Conversion Chart.pdf

### Arming Switch Information-

AMP- Arming The Big Boys, by Greg Covey November 2007

[http://www.rcuniverse.com/magazine/article\\_display.cfm?article\\_id=950](http://www.rcuniverse.com/magazine/article_display.cfm?article_id=950)

RunRyder- How To Make A Spark Arrestor for an ESC by Lucien Miller

<http://www.helifreak.com/archive/index.php/t-289393.html> look down to the post from gbidwell from 4-24-2011 0601am. That's the exact article that I have from RunRyder.

Note- Many of the newer ESCs have a built in spark arrestor. If you still see and hear the spark, this is a good idea to save the plugs.

### The Link for the AMA is:

<http://www.modelaircraft.org/>

### The link for the AMA DII Calendar is:

<http://www.amadistrictii.org>

### The link for the club yahoo users group is:

[http://groups.yahoo.com/grjwoup/stars\\_club\\_members/](http://groups.yahoo.com/grjwoup/stars_club_members/) (Don't forget to sign in)

### The link for the STARS club home page at DII is

<http://www.amadistrictiistars.org/>


### The link for the STARS club web cam is:

<http://www.amadistrictiistars.org/scam.html>

The Propwash News Letter is also available at YAHOO GROUPS. The current news letter and previous years/months are viewable and printable from there.

Please contact Mike Graham [tanjmg82@aol.com](mailto:tanjmg82@aol.com) to join the STARS Yahoo group. Send Mike an email asking to join from your preferred email account. Mike will then reply with an invite to join the group. The invitation contains the links and instructions necessary to join.





STARS Field Satellite photo

Saturday  
**June 4, 2016**  
9AM



**LAUNCH SITE**  
**SYRACUSE UNIVERSITY SKYTOP**  
Skytop Rd, Syracuse, NY 13210

The Central New York Rocket Team Challenge provides CNY students with a hands-on science, technology, engineering and math (STEM) opportunity. Participants in this event will experience team work and computer design; learn the fundamentals of rocket science with components of electrical, mechanical and chemical engineering; and experience the thrill and exhilaration of high power rocketry!

Look for informational meetings in April and May

**INFORMATIONAL MEETING AND MATERIALS PICK-UP**  
MUSEUM OF SCIENCE & TECHNOLOGY, 500 South Franklin St, Syracuse, NY 13202

Sign up to design, build and fly a high-power rocket.  
School teams should consist of four to five students.

**SENIOR DIVISION** High School Teams (grades 9–12)

**JUNIOR DIVISION** Middle School (grades 4–8)

Questions or for more information, contact—  
Peter Plumley at [rocket@most.org](mailto:rocket@most.org) or 315-425-9068 x2163

**REGISTRATION SITE**  
**[www.most.org/rockets](http://www.most.org/rockets)**

AN OUTREACH PROGRAM OF

**MOST**  
MILTON J. RUBENSTEIN  
MUSEUM OF SCIENCE & TECHNOLOGY  
[www.most.org](http://www.most.org)

MAJOR FUNDING PROVIDED BY



EVENT SPONSORS



SYRACUSE  
UNIVERSITY  
ENGINEERING  
& COMPUTER  
SCIENCE

TACNY Technology Alliance  
of Central New York



GROUND COORDINATION



- ✿ CNY Regional VEX Robotics  
Saturday, January 23, 2016
- ✿ CNY Science & Engineering Fair  
Sunday, March 20, 2016
- ✿ CNY Rocket Team Challenge  
Saturday, June 4, 2016
- ✿ CNY Bridges: Build'em and Bust'em  
Saturday, November 12, 2016

Experience science outside your classroom.

8th Annual  
**CNY Heli Jam**  
 June 25, 2016



Hosted by **S.T.A.R.S.**  Sponsored by **Walt's HobbyTown**

**PILOT PRE-REGISTRATION FORM**

R/C Helicopter Fun Fly

**June 25, 2016 10AM – Until ?**

S.T.A.R.S. Field 649 County Route 12, Pennellville, NY 13132

Pilot Name: \_\_\_\_\_

Address: \_\_\_\_\_

AMA #: \_\_\_\_\_

E-Mail: \_\_\_\_\_ Phone: \_\_\_\_\_

**Pre-Registration Fee: \$12.00 due by 6/5/15**

This includes one (1) reserved t-shirt. Registration at the field is \$15.00 and t-shirts will only be available if there are extras.

**T-Shirt Size:** \_\_\_M \_\_\_LG \_\_\_XL \_\_\_XXL \_\_\_3XL (One per pilot)

**Total:** \_\_\_\_\_ Make check or money order payable to "S.T.A.R.S." *Please don't send cash!*

*Please print this form and mail check or money order to:*

**S.T.A.R.S.**  
 c/o Paul Volcko  
 5237 Kasson Rd.  
 Syracuse, NY 13215

# S.T.A.R.S.

## *Flight Training Program*



# 2016



### **When?**

Every Thursday evening from 5:30 PM to Sunset  
May 05, 2016 through September 08, 2016

### **Where?**

At the S.T.A.R.S. field in Phoenix, New York  
649 County Route 12, Pennellville, NY 13132  
N43.23696, W76.24550

### **Who?**

Anyone wanting to learn to fly powered R/C model airplanes!! You do not have to be a Club member and all lessons are free. Each student must furnish his/her own plane and radio equipment and also must hold a current membership in the Academy of Model Aeronautics aircraft association in order to fly.

## **PreFlight Workshop**

**Held at STARS Flying Field in Phoenix, NY**  
Thursday April 21, 2016 at 7 PM

### **Interested?**

Contact:

SENIOR FLIGHT INSTRUCTOR: Bob Rowe (474-8428)

*Syracuse Thunderbirds Aero Radio Society*

*Phoenix, NY*

**Charter 473**



# **S.T.A.R.S. 2016 Helicopter & Multirotor Night**

*All skill levels welcome, but must be an AMA member to fly  
and provide your own outdoor capable Heli or Multirotor.*

*Build help and flight instruction available.*

**Tuesday evenings - April 19 to October 11  
5PM until Dusk**

**Come out and join us for fun, food and good flying**



## HOW DO I LEARN MORE?

### Get ready to get schooled.

AMA Flight School is a free educational resource for anyone interested in unmanned aircraft systems (UAS) operation and model flying.

Designed to answer the question, "How do I...?", AMA Flight School provides information about topics such as:

- Battery and operational safety
- Building your own multicopter aircraft
- Travelling with your aircraft and batteries
- Participating in the Search and Rescue challenge with UAS4STEM.

Learn more at ([www.uas4stem.org](http://www.uas4stem.org)).

There's a great pilot in you.  
Go find it!

[www.amaflightschool.org](http://www.amaflightschool.org)



### Welcome to the club.

The Academy of Model Aeronautics (AMA) is the largest model aviation organization in the world. At 175,000 members strong, we're standing behind you to give you the support and guidance you need to be successful and, most importantly, have a great time.

AMA members enjoy a suite of great benefits tailored to model pilots such as:

- Liability insurance
- Subscription to *Model Aviation* magazine
- Competition privileges
- Education and youth scholarships
- Flying site assistance

For more information, visit [www.ModelAircraft.org](http://www.ModelAircraft.org).

## THE MOST FUN YOU CAN HAVE (WITHOUT A LICENSE).

### Flying is just for fun.

Currently, no individual or government agency may operate an unmanned aircraft system (UAS), commonly called a drone, in a commercial or public capacity without a Certificate of Authorization from the FAA.

Common examples of prohibited use include, but are not limited to:

- Real estate & wedding photography
- Inspection or surveying services
- Film or television production
- Search and rescue operations

### Interested in commercial or public use flying?

There are options available to you through the Federal Aviation Administration (FAA).



For more information, visit [www.KnowBeforeYouFly.org](http://www.KnowBeforeYouFly.org).



## WE'RE YOUR GUIDE TO RESPONSIBLE FLYING.

Flying guidance provided by the Academy of Model Aeronautics, the world's largest model aviation organization.

## KNOW FLY Here's what you need to know.

Learn more at [www.amaflightschool.org](http://www.amaflightschool.org)

1

### law Obey local ordinances.

Some municipalities prohibit the operation of unmanned aircraft systems (UAS) in public spaces such as parks and school grounds.

Even if nothing is posted, it's good to check with local authorities before you fly in public spaces.



2

### limits Fly within guidelines.

These include rules set forth by federal law and guidelines recommended by the Academy of Model Aeronautics (AMA).

- Do not fly above 400 feet.
- Do not fly anything heavier than 55 lbs.
- Do not fly beyond your line of sight.
- Do not fly in high winds or reduced visibility.
- Do not fly under the influence.
- Do not fly within 25 feet of bystanders.

3

### surroundings Know the conditions.

Don't fly your UAS or model aircraft near bystanders or during emergency situations such as a wildfire, medical evacuation or search-and-rescue operation unless authorized by the proper authorities.

Watch for and avoid potential hazards in your environment such as:

- Manned aircraft
- Unprotected people
- Moving vehicles
- Roadways
- Private property
- Infrastructure
- Deteriorating weather



4

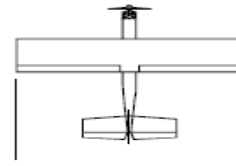
### airspace Share the sky.

The Federal Aviation Administration (FAA) expects all unmanned aircraft systems (UAS) operators to:

- See and avoid manned aircraft
- Be aware of Temporary Flight Restrictions (TFRs) that affect the operation of UAS or remote controlled aircraft.
- Never fly within 5 miles of an airport without contacting airport authorities.



# S.T.A.R.S. Field Rules



## 1. General:

- A. License: All pilots, students, and flying guests *must* have a current membership in a nationally recognized model aircraft association in order to fly. Those pilots participating in the Park Pilot Membership Program must fly models that weigh two pounds or less and be incapable of reaching speeds greater than 60 mph. They must be electric or rubber powered, or of any similar *quiet* means of propulsion.
- B. Spectators: Only those people essential to flight operations will be permitted in the pit area; all others will remain on the spectator side of the fence. Impound: All pilots, students, and flying guests must place their transmitter(s) in the impound area immediately upon arriving at the field.
- C. Vehicles: Vehicles will not be permitted *on* the flying field.
- D. Crash Debris: Pilots must retrieve all pieces of their aircraft after a crash. Particularly, attention must be made to obtaining all pieces of aircraft that land in the neighboring fields under cultivation.
- E. Trash: All members will take home their own trash.
- F. Alcoholic Beverages: Members will not consume alcoholic beverages prior to, nor during, participation in any *modeling* operations.
- G. Smoking: Smoking will not be permitted in the pit area or on the flight line.
- H. Mowing: Flying on the field will not be permitted if the field is being mowed or maintained.

## 2. Transmitters:

- A. Frequency Control (*For non 2.4 GHz transmitters only*): All members, students, and guests *must make use of the field frequency control system*. Each pilot will obtain the correct frequency flag (or pin) from the impound board and attach it to his/her transmitter before attempting to fly.
- B. Range Checks: Each pilot will conduct a successful radio equipment ground range check before flying a new or repaired aircraft and prior to each flying session.

## 3. Engines:

- A. All internal combustion engines run at the field will have a silencer (except for small displacements of .09 cubic inches or less).
- B. When running an engine in the pits, keep neighboring personnel behind the prop arc.

## 4. Flying:

- A. Boundaries: Flying over the pit area or the spectator side of the fence is prohibited, unless beyond the control of the pilot(s).
- B. Taxing: Taxing is prohibited in the pit area!
- C. Flying:
  - (1). Pilots will initiate their first turn after takeoff away from the pit and spectator areas.
  - (2). Engines will not be started before 9 AM Monday through Saturday and 11 AM on Sunday (**electrics may start at 10 AM**), unless approved by the **Event Director**.
  - (3). No more than three aircraft will be permitted in the air at one time.
  - (4). All flying will be conducted from the designated flight boxes.
  - (5). Hand launching of aircraft is prohibited from the pits.
  - (6). Flight operations will cease during electrical storms.

## 5. Guests:

- A. All guests must have a current membership in a nationally recognized model aircraft association in order to fly.

- B. Guests may fly at the field only with the approval of a member in good standing and only as long as a sponsoring member *remains at the field*. Guests will not fly unattended.
- C. A local guest will be allowed to fly at the field on three (3) separate occasions and then will be asked to join the Club.
- D. An out-of-town guest may make arrangements with the Club to fly at the field while visiting the area. The Club Officers and the Safety Officer will handle each out-of-town visitor on a case-by-case basis.
- E. *All guests are required to extend every courtesy to current members sharing the same flying frequency*. But when there is a conflict over who shall fly, the Club member will have the first option to fly. Both the guest and the members should use common sense while sharing the flight line or using the same radio frequencies.

## 6. RC Aircraft Utilizing "First Person View" Systems (AMA Document 550):

### A. GENERAL:

- (1). FPV flying of radio control model aircraft by AMA members is allowed only for noncommercial purposes as a hobby/recreational and/or competition activity.
- (2). All FPV flights must be conducted in accordance with AMA's current National Model Aircraft Safety Code and any additional rules specific to the flying site/location.

### B. OPERATIONS – REQUIREMENTS - LIMITATIONS:

- (1). AMA FPV novice pilots must use a buddy-box system with an FPV spotter while learning to fly FPV.
- (2). All FPV flights require an AMA FPV pilot to have an AMA FPV spotter next to him/ her maintaining VLOS with the FPV aircraft throughout its flight.
- (3). The FPV pilot must brief the FPV spotter on the FPV spotter's duties, communications and hand-over control procedures before FPV flight.
- (4). The AMA FPV spotter must communicate with the FPV pilot to ensure the FPV aircraft remains within VLOS, warning the FPV pilot of approaching aircraft, and when avoidance techniques are necessary.
- (5). The FPV spotter may at any time during an FPV flight acquire the transmitter from the FPV pilot and assume VLOS control of the aircraft.
- (6). If the FPV pilot experiences a problem due to a loss of video link, orientation, or is unable to safely fly, he/she must abandon FPV mode and fly VLOS or pass the RC transmitter to the FPV spotter to assume VLOS control of the aircraft.
- (7). Before initial FPV flight and after any flight system changes or repairs, FPV model aircraft must be test flown by conventional VLOS to determine that flight systems are working properly.
- (8). FPV model aircraft must use frequencies approved by the FCC for both the RC system and the wireless video system. Pilots must meet applicable FCC licensing requirements if they choose to operate the RC flight control system or the wireless video system on Amateur Band frequencies.

### C. RANGE – ALTITUDE – WEIGHT – SPEED:

- (1). One of the requirements in Federal Law (Public Law 112-95 Sec 336 (c) (2) February 14, 2012) for model aircraft to be excluded from FAA regulations is that model aircraft be flown within VLOS of the operator.
- (2). Model aircraft flown using FPV must remain at or below 400 feet AGL when within 3 miles of an airport as specified in the AMA Safety Code.
- (3). Model aircraft flown FPV are limited to a weight (including fuel, batteries, and onboard FPV equipment) of 15 lbs. and a speed of 70 mph.

# STARS

## Field Protocol

Dedicated to responsible  
RC fun with safety by  
choice, not chance.

### 1. General:

- A. Civil and courteous behavior is required at the field at all times.
- B. Safety is paramount and everyone's business. Use common sense in all matters.
- C. It is strongly recommended that you do not fly alone.
- D. Learn where the First Aid station is located and inform the Field Committee if material has been issued from it.
- E. When opening or closing combination locks, *always* set the wheels to 0000.
- F. Last member out must close and lock the refrigerators, pavilion, and main gate.
- G. Cell phones are not to be used on the flight line or in the pavilion near the transmitters.

### 2. Engine Courtesy:

- A. Long term tuning and initial break-in should be conducted away from the pits and spectators (usually at the engine break-in stand).
- B. Do not direct prop wash at other modelers, their aircraft, equipment, or bystanders behind the pit fence. Kindly inform those bystanders near the fence that you intend to start an engine before you do so.

### 2. Flying Courtesy:

- A. Any person wishing to enter an active flying field or runway to cross same or to retrieve an aircraft, must loudly announce their intention to all fliers on the flight line.
- B. A "landing" aircraft has the right of way over an aircraft "taking-off".
- C. A "dead stick" aircraft has the right of way over all others.
- D. All take-off and landing attempts must be announced to other pilots on the flight line. Take-offs are normally announced by saying "taking off", and landings are announced by saying "landing" or coming in". Dead stick landings are announced clearly to all pilots in the pits and on the flight line by saying "dead stick".
- E. A pilot having difficulty in controlling his/her aircraft must announce to all in the pits and on the flight line that he/she is experiencing radio or mechanical problems. Pilots on the ground preparing to fly will turn off their transmitters and wait for the problem to be resolved before continuing to fly. Fliers in the air will stay clear of the aircraft in distress and will land, if possible, as long as it does not contribute to the crisis. All personnel near the pit area must be alerted to the situation.
- F. If a crash occurs on the field or in the pits, all flying will stop until the accident has been investigated and the debris has been cleared from the field.
- G. Normal flight duration is 10 minutes. Obviously, flight time may be extended if there are no other pilots waiting to fly or waiting for a particular radio channel.
- H. When you have finished flying, please return your transmitter to the impound.

### 3. Good Earth Policy:

- A. Place recyclables in the appropriate container in the pavilion.
- B. Turn off all pavilion lights when departing the field for the night.
- C. The field does not have a trash removal service. If you carry anything to the field, carry it back out.
- D. If a pilot or guest brings a pet to the field, he/she will be responsible for supervising the animal's conduct while at the field. Please observe all appropriate Field Rules.
- E. If you smoke, please place all cigarette butts in the butt cans in the field.
- F. Do not throw cans or bottles or any other trash in the outhouse pits.
- G. DO NOT DRINK THE WELL WATER. Well water is to be used for washing only.

### 4. Replacement Courtesy:

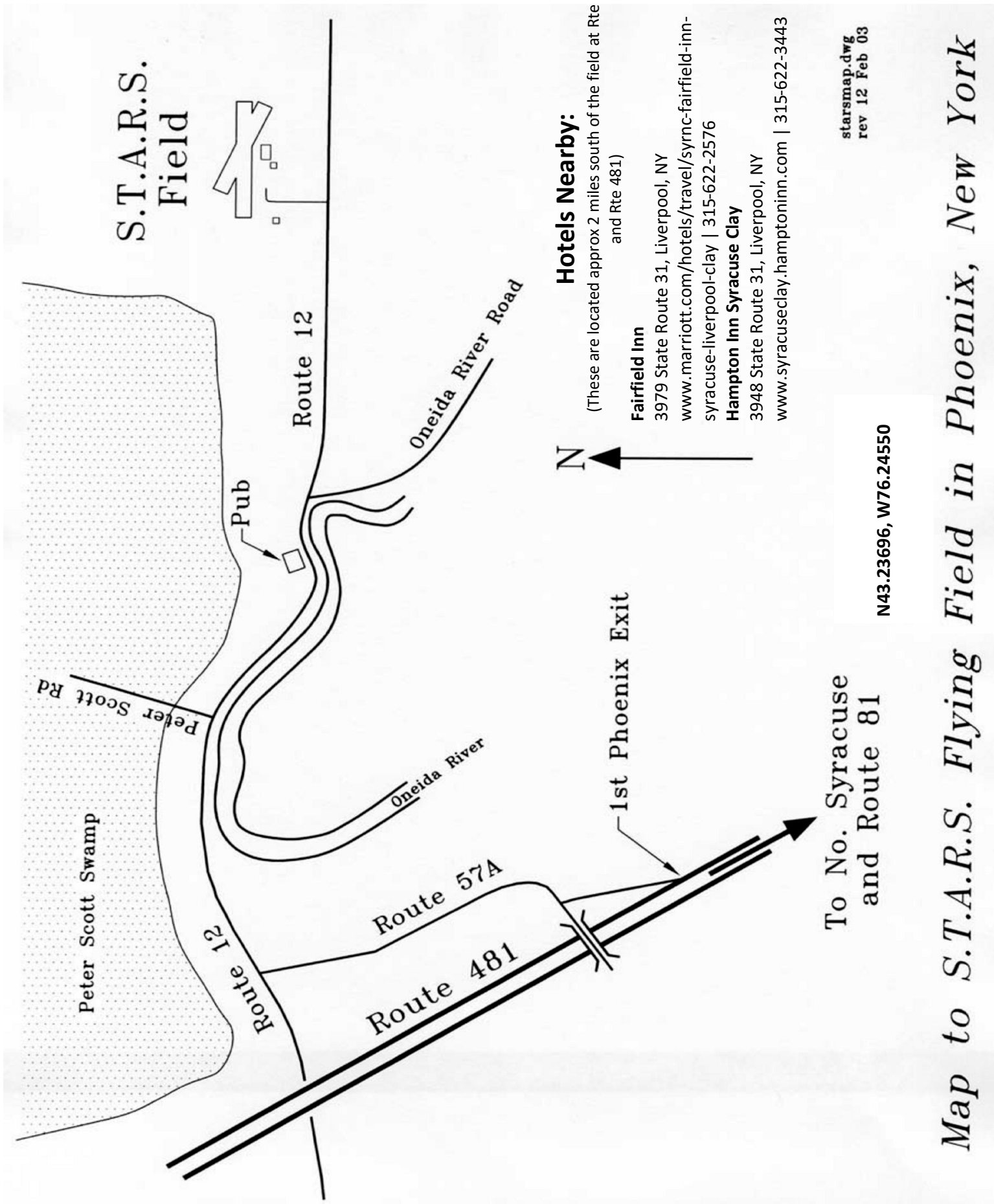
- A. Where an individual's plane or property is damaged by the actions of another individual, it will be the responsibility of the two parties to resolve the situation in an appropriate manner.



## **STARS POLICY REGARDING PHOTOGRAPHY**

- STARS is a membership organization organized under the laws of the State of New York.
- The STARS flying field, located in Phoenix, New York, is owned by STARS, and as such, is privately owned property.
- The purpose of this policy is to limit and restrict the reproduction of images, in any form, of the STARS property and the activities which occur thereon.
- While the STARS property is privately owned, members, guests, and the general public are welcome at the field during published field hours of operation. Members, guests and the public must adhere to all rules imposed by STARS regarding entry upon and/or the use of STARS property, including the STARS policy on photography.
- The reproduction of images of the STARS field or the activities thereon, in any form, is a privilege and not a right.
- Except as provided below, the reproduction of images of the STARS field or activities thereon in any form, including, but not limited to film and digital still photography, and video photography in either film or digital form, is strictly forbidden.
- Violation of this policy will result in immediate expulsion of the violator from the STARS premises, and may subject the violator to criminal and/or civil sanctions and penalties.
- Members in good standing of STARS shall be exempt from the above requirements so long as any images or video produced of the STARS premises or the activities thereon are for personal and non-commercial use.
- Guests and the general public may be permitted to photograph or video the STARS property and activities thereon, but only for personal and non-commercial use, and only with the prior written consent of the Club's executive board.

# Map to the STARS



S.T.A.R.S.  
Field

Route 12

Oneida River Road

Pub

N

### Hotels Nearby:

(These are located approx 2 miles south of the field at Rte 31 and Rte 481)

#### Fairfield Inn

3979 State Route 31, Liverpool, NY

[www.marriott.com/hotels/travel/syrnc-fairfield-inn-syracuse-liverpool-clay](http://www.marriott.com/hotels/travel/syrnc-fairfield-inn-syracuse-liverpool-clay) | 315-622-2576

#### Hampton Inn Syracuse Clay

3948 State Route 31, Liverpool, NY

[www.syracuseclay.hamptoninn.com](http://www.syracuseclay.hamptoninn.com) | 315-622-3443

To No. Syracuse  
and Route 81

N43.23696, W76.24550

starsmap.dwg  
rev 12 Feb 03

Map to S.T.A.R.S. Flying Field in Phoenix, New York



# Syracuse Thunderbirds Aero Radio Society

Est. 1965

Online at: <http://www.amadistrictiistars.org>



Charter 473

## Membership Application Form

Date: \_\_\_\_\_

- Membership:
- |   |   |
|---|---|
| <input type="checkbox"/> Open (\$220.00 share+dues)       | <input type="checkbox"/> Extra Family member (\$30.00)              |
| <input type="checkbox"/> Associate (\$75.00)              | <input type="checkbox"/> Youth (< AMA age 19 - \$0.00)              |
| <input type="checkbox"/> Park Pilot - Associate (\$75.00) | <input type="checkbox"/> Park Pilot - Youth (< AMA age 19 - \$0.00) |

Name: \_\_\_\_\_

Address: \_\_\_\_\_

\_\_\_\_\_

Phone: \_\_\_\_\_

AMA: \_\_\_\_\_ DOB: \_\_\_\_\_

RC Channels Used: \_\_\_\_\_

STARS Member(s) Contacted: \_\_\_\_\_

Primary Interests (Sport, Scale, Pattern, Fun Fly, etc.): \_\_\_\_\_

\_\_\_\_\_

Other Club Affiliations: \_\_\_\_\_

Email Address (for newsletter and notices): \_\_\_\_\_

You must be a current member of the Academy of Model Aeronautics (AMA) in order to join the STARS. Please show your AMA card to the Officer given this application or include a photocopy of the application for the license.

***"I have read and agree to abide by the STARS Field Safety Rules." (See rules above)***

\_\_\_\_\_

**Submit this form to a Club Officer**

Rev 10Feb16